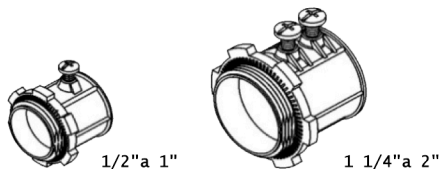


CONECTORES PARED DELGADA - ZINC

Zinc moldeado a presión diseño reforzado

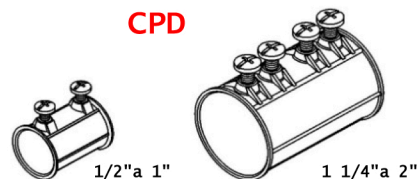


CLAVE PEDIDO	PARA CONDUIT mm	PARA CONDUIT pulg	EMPQ U / M	UNI
--------------	--------------------	----------------------	---------------	-----

CCL 12	13 mm	1 / 2"	100 / 400	Pza
CCL 34	19 mm	3 / 4"	60 / 240	Pza
CCL 100	25 mm	1"	35 / 140	Pza
CCL 114	32 mm	1 1 / 4"	45 / 90	Pza
CCL 112	38 mm	1 1 / 2"	30 / 60	Pza
CCL 200	51 mm	2"	15 / 30	Pza
CCL 212	64 mm	2 1 / 2"	12 / 24	Pza
CCL 300	76 mm	3"	16	Pza
CCL 400	102 mm	4"	6	Pza

COPLES PARED DELGADA - ZINC

Zinc moldeado a presión diseño reforzado



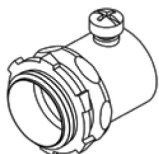
CLAVE PEDIDO	PARA CONDUIT mm	PARA CONDUIT pulg	EMPQ U / M	UNI
--------------	--------------------	----------------------	---------------	-----

CPD 12	13 mm	1 / 2"	90 / 360	Pza
CPD 34	19 mm	3 / 4"	45 / 180	Pza
CPD 100	25 mm	1"	60 / 120	Pza
CPD 114	32 mm	1 1 / 4"	40 / 80	Pza
CPD 112	38 mm	1 1 / 2"	25 / 50	Pza
CPD 200	51 mm	2"	18 / 36	Pza
CPD 212	64 mm	2 1 / 2"	18	Pza
CPD 300	76 mm	3"	12	Pza
CPD 400	102 mm	4"	3	Pza

CONECTORES PARED DELGADA - ACERO

Acero tubular electrogalvanizado

CCA



Exclusivo hombro hexagonal, facilita instalación.

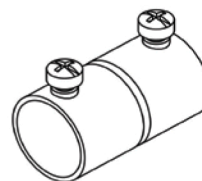
CLAVE PEDIDO	PARA CONDUIT mm	PARA CONDUIT pulg	EMPQ U / M	UNI
--------------	--------------------	----------------------	---------------	-----

CCA 12	13 mm	1 / 2"	100 / 400	Pza
CCA 34	19 mm	3 / 4"	65 / 260	Pza
CCA 12	25 mm	1"		Pza

COPLES PARED DELGADA - ACERO

Acero tubular electrogalvanizado

CPA

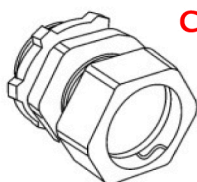


CLAVE PEDIDO	PARA CONDUIT mm	PARA CONDUIT pulg	EMPQ U / M	UNI
--------------	--------------------	----------------------	---------------	-----

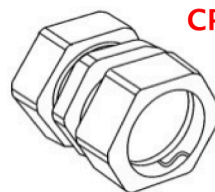
CPA 12	13 mm	1 / 2"	100 / 400	Pza
CPA 34	19 mm	3 / 4"	45 / 180	Pza
CPA 12	25 mm	1"		Pza

CONECTORES & COPLES DE COMPRESIÓN

SOLICITE COTIZACIÓN



CNI



CPI